

NEW FROM INSIDE EDGE™, THE COMMERCIAL FLOORING EXPERTS

Announcing

**INSPIRE!**<sup>™</sup> | POLISHED  
CONCRETE  
FLOORING




Get ready for your  
**standing ovation!**



# What does your floor say about you?

**If floors could talk.** Actually, they can. Every day, they're an introduction to your company — saying so much to employees and customers about how you go about business. With INspire!™ Polished Concrete Flooring, you're sure to make the right statement. Every day. To the people that matter most to your business.



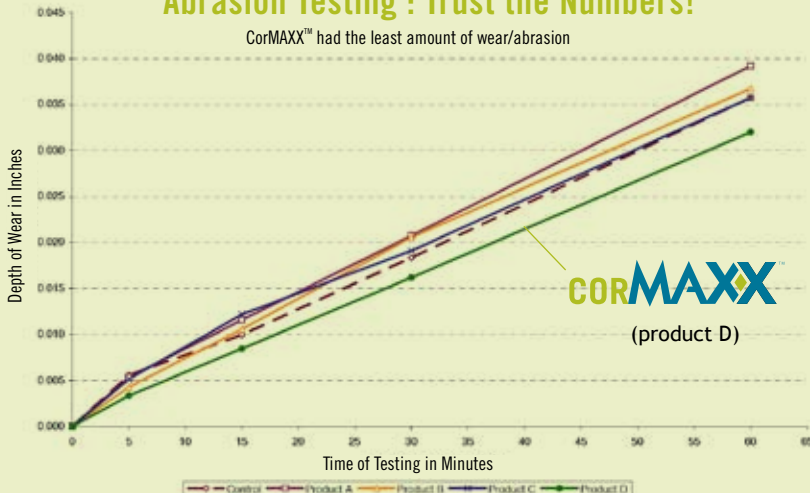
**Our CORE difference:**

## Deep durability from the INside out

**What makes a concrete floor an INspire!™ concrete floor?** First and foremost it's the deep penetrating technology in our CorMAXX™ densifier that produces hardness and durability deep below the surface. Think of it as adding “core strength” to your concrete, making it 2X harder than other concrete systems. Add to that the wow factor of the brilliant polished surface and you have a truly INspiring floor!

### Abrasion Testing : Trust the Numbers!

CorMAXX™ had the least amount of wear/abrasion



» No Peeling



» No Cracking

\* (Test Results of ASTM C779 - 05 Abrasion Resistance of Horizontal Concrete Surfaces) Conducted by Construction Technology Laboratories

# Five reasons to choose **INSpire!** Polished Concrete Flooring

## » 1 Durability and stain resistance

- Independent tests show our CorMAXX™ technology produces the highest abrasion resistance level compared to other densifier products (Test Results of ASTM C779 - 05 Abrasion Resistance of Horizontal Concrete Surfaces)
- The INSpire!™ Polished Concrete Flooring system tightly fills and seals the concrete pores for extreme resistance to oils, chemicals, stains, tire marks and workplace damage
- Won't peel or flake. Virtually impossible to damage, and non-flammable
- Creates a non-slip surface that meets ASTM standards wet or dry

## » 2 Go green

- INSpire!™ is an extremely earth-friendly, future-forward flooring choice
- Our dry polishing system means no need for disposal of wet, hazardous waste by-product
- Lowers the energy costs of lighting due to the highly reflective properties of INSpire!™ Polished Concrete Flooring
- CorMAXX™ Densifier and Sealer, unlike other products, does not create sodium or lithium hydroxide hazardous waste
- Low VOC emissions



## » 3 Lower cost

- Significantly lower maintenance costs than other traditional floor covering choices
- The life-cycle cost is about \$.10 per sf per year vs. \$.60 - \$.80 for vinyl
- No topical waxes or coatings needed

## » 4 A professional edge

- Cleaner, brighter, neater, more sanitary floors
- INSpiring surface motivates employees and customers
- For new or existing concrete floors
- Immediate curing for minimal downtime
- Available in multiple colors and finishes

## » 5 SEAMLESS execution with Inside Edge™

- INSpire!™ is offered by Inside Edge, the nation's premier flooring company known and respected for seamless flooring services
- Clearly defined procedures, expectations and scheduling backed by our nationwide network and experienced project management
- Our professional training complex ensures consistency and quality on each and every project
- Millions of square feet of retail experience goes into your job

Let us make your floor — and your decision — a brilliant one

## Finishes Available

Our advanced proprietary tooling equipment consistently delivers the appearance you select



### Sand Finish

The most popular finish is achieved with light grinding of concrete for minimal to zero aggregate exposure.



### Moderate Aggregate Finish

Medium grinding of concrete to expose moderate to substantial aggregate.




### Full Aggregate Finish

Heavy grinding of concrete to expose a terrazzo-style finish.

## How the System Works


The multiple steps of the **INSPIRE!** Polished Concrete Flooring System

The correct gloss level is achieved by the resin-bonded tooling used for polishing the concrete, filling the cracks and joints and continuing with these steps until reaching the specified gloss. You select the gloss level.




### Step 1

A rough grind removes old dirt and coatings from the concrete




### Step 2

Two progressively finer grinds refine the rough floor to a flat, level surface



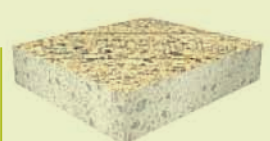
### Step 3

The floor is treated with CorMAXX™ to prepare it for diamond polishing



### Step 4

Polishing uses specially designed resin-bonded diamond tools with progressively finer abrasion



### Step 5

Final polishing brings floor to a durable, high-gloss finish

## Pick the Perfect Gloss Level

**Level 1 gloss:** Utilizes 800 grit tooling to provide a semi-gloss finish

**Level 2 gloss:** Utilizes 1600 grit tooling to provide a high-gloss finish

**Level 3 gloss:** Utilizes 3000 grit tooling to provide a super high-gloss finish

» Let's talk today.

Choose the INSPIRE!™ Polished Concrete Flooring system for deep durability and lasting beauty. Our proprietary **CORMAXX**™ technology, nationwide network and seamless service will leave you wowed. Because that's what a perfect polished concrete floor does.

Call Inside Edge at 1-800-693-3439  
or visit us at [www.iecis.com](http://www.iecis.com)

